



Virtual DNS/DHCP Appliance Installation Guide

MEN & MICE'S GENERAL LICENSE TERMS AND CONDITIONS FOR THE MEN & MICE SUITE

These are the General License Terms and Conditions (hereinafter "General Terms" or "License") of Men & Mice, plc. (hereinafter "Men & Mice"), having its principal place of business at Hlidasmari 15, IS-201 Kopavogur, Iceland. These General Terms of Men & Mice shall be applied to all agreements concluded by Men & Mice with respect to the licensing of The Men & Mice Suite, The Men & Mice DNS Caching Appliance and The Men & Mice DDI Appliance (hereinafter "Software"). The Men & Mice Suite includes Men & Mice Management Console, Men & Mice Command Line Interface (hereinafter "Men & Mice CLI"), Men & Mice Web Client (hereinafter "Men & Mice Web"), Men & Mice Central, Men & Mice DHCP Server Controller and Men & Mice DNS Server Controller software components.

YOUR ACCEPTANCE OF THE LICENSE TERMS AND CONDITIONS: By installing, copying, downloading, accessing or otherwise using the Software or any portion of it, you agree to be bound by these General Terms. If you do not agree with the General Terms, do not use the Software and promptly return it to the place of purchase for a full refund.

1. Ownership of the Software and reservation of rights

The enclosed Software is licensed, not sold, to you by Men & Mice for use under the following General Terms, and Men & Mice reserves all rights not expressly granted to you in these General Terms. Men & Mice retains the ownership of all copies of the Software itself.

2. Grant of License

This License grants you the following rights:

2.1. Type of license. Your Men & Mice Suite license is either an Enterprise license or a Small Business License. An Enterprise license consists of one or more of the following: DNS Module License, IP Address Module License or DHCP Module License. Each of these modules will activate the respective parts of the Software. An Enterprise License may be used on a certain network, as further specified by Men & Mice or its authorized reseller. A Small Business License is limited to management of a certain number of active IP devices on the network or DNS zones.

2.2. Installation and use for Men & Mice Suite components:

- **Men & Mice DNS Server Controller.** You may install and operate Men & Mice DNS Server Controller on an unlimited number of computers
- **Men & Mice DHCP Server Controller.** You may install and operate Men & Mice DHCP Server Controller on an unlimited number of computers
- **Men & Mice Central.** You may install and operate Men & Mice Central on an unlimited number of computers.
- **Men & Mice Management Console, Men & Mice CLI and Men & Mice Web.** Additionally you may install and operate Men & Mice Management Console, Men & Mice CLI and Men & Mice Web on an unlimited number of computers.

2.3. Appliance license. Each license for The Men & Mice DNS Caching Appliance and The Men & Mice DDI Appliance grants the rights to use one appliance. For appliance management The Men & Mice Suite license is needed.

2.4. Back-up copy. You may make only a reasonable number of copies of the Software solely for backup or archive purposes, which automatically become the property of Men & Mice and are subject to these General Terms. In any such copy, you must reproduce all copyright notices and other identifying or other legends that appear on the Software as received.

3. Application to updates

This License applies also to updates of the Software made by Men & Mice unless otherwise agreed.

4. Limitations on reverse engineering, decompilation and disassembly

The Software contains trade secrets and to protect them you may NOT reverse engineer, decompile, disassemble, or make any attempt to reduce the Software to a human perceivable form.

5. Limitation on renting, leasing or providing services

You may not sub-license, sell, lend, rent or lease the Software or its back-up copy or any portions thereof to another user.

6. Limitations on use and integration

The Men & Mice DNS Server Controller, Men & Mice DHCP Server Controller and Men & Mice Central may only be administered by Men & Mice Management Console, Men & Mice SOAP Interface and Men & Mice CLI. Men & Mice Management Console, Men & Mice SOAP Interface and Men & Mice CLI may only be used in conjunction with the Men & Mice DNS Server Controller, Men & Mice DHCP Server Controller and Men & Mice Central. The Men & Mice DNS Caching Appliance and The Men & Mice DDI Appliance may only be administered by The Men & Mice Suite.

You are not allowed to integrate the Software with your products in any manner or form resulting in your products being similar to or competing with the Software.

You are not allowed to integrate the Software with products or computer software programs of third parties in any manner or form for the purpose of avoiding fulfillment of the obligations under these General Terms.

7. Transfer of rights

You may not transfer these General Terms, any rights hereunder, the Software or any of its components to a third party. Any attempted transfer shall be null and void.

8. Intellectual property rights

All title and intellectual property rights in and to the Software and its documentation and any copies of the Software, are owned by Men & Mice or its suppliers.

9. Delivery of the Software

The Software shall be delivered in machine readable code form and Documentation in electronic form. The delivery may be carried out by the usage of the Internet and the delivery is deemed to be made when the Software and documentation enter into your possession.

10. Inspection of the Software

Men & Mice obliges you to inspect the Software with due care within twenty-one (21) days of the receipt of the first as well as any successive supplementary or corrective delivery of the Software.

Software shall be considered accepted, unless Men & Mice is otherwise notified within thirty (30) days of the receipt of the first delivery of the Software or any successive delivery referred to in the previous section.

11. Governmental approvals

Licensee shall take the proper steps at its own expense to obtain all necessary governmental approvals and validations and other official licenses, permits and certificates for the implementation of this License.

Notwithstanding the provisions of the previous section Men & Mice shall apply for its own export permission in Iceland if needed.

12. Termination

This License is effective until terminated. This License will terminate without prejudice to any other rights immediately without notice from Men & Mice or judicial resolution if you fail to comply with any provisions of this License.

From time to time licenses for the Software are granted for non-retail demonstration purposes and any such licenses shall automatically terminate 15 days after the date of the license being granted.

Upon termination you must destroy the Software, all accompanying written materials and all copies thereof, and Sections 15 (Disclaimer of Warranties) and 18 (Governing Law) will survive any termination.

13. Force Majeure

The General Terms shall be subject to Force Majeure and Men & Mice shall not be responsible for any consequences caused by circumstances beyond his reasonable control, including but without limitation to war (whether declared or not), acts of government or the European Union, export or import prohibitions, breakdown or general unavailability of transport, interruption of data communications, general shortages of energy, fire, explosions, accidents, strikes or other concerted actions of workmen, lockouts, sabotage, civil commotion and riots.

If Men & Mice suffers delay in the execution of its contractual obligations due to such circumstances, Men & Mice shall as soon as possible give you notice in writing of the cause of delay. Men & Mice shall, however, perform said contractual obligations as promptly as reasonably practicable after removal of the cause and/or its effects.

You shall not claim damage or any other compensation from Men & Mice for delays or non-fulfilment of the General Terms caused by Force Majeure.

In the event the delay or non-performance of Men & Mice continues for a period of four (4) months due to reasons of Force Majeure, then Men & Mice and you shall have the right to terminate this License with immediate effect.

14. Waiver

The waiver of any right, power or remedy under this License shall not be effective unless in writing and signed by Men & Mice or you against whom enforcement of such waiver is sought. No delay, neglect or forbearance by either in enforcing against the other any term or condition of this License shall be, or be deemed to be, a waiver nor shall it in any way prejudice any right of that party under this License.

15. Disclaimer of Warranties

THE SOFTWARE IS PROVIDED "AS IS" WITHOUT WARRANTY OF ANY KIND, EITHER EXPRESS OR IMPLIED, INCLUDING, BUT NOT LIMITED TO, THE IMPLIED WARRANTIES OF MERCHANTABILITY AND FITNESS FOR A PARTICULAR PURPOSE. MEN & MICE DOES NOT WARRANT, GUARANTEE, OR MAKE ANY REPRESENTATIONS REGARDING THE USE, OR THE RESULTS OF THE USE, OF THE SOFTWARE OR WRITTEN MATERIALS IN THE TERMS OF CORRECTNESS, ACCURACY, RELIABILITY, CURRENTNESS OR OTHERWISE. THE ENTIRE RISK AS TO THE RESULTS AND PERFORMANCE OF THE SOFTWARE IS ASSUMED BY YOU. IF THE SOFTWARE OR WRITTEN MATERIALS ARE DEFECTIVE OR INCORRECT, YOU, AND NOT MEN & MICE OR ITS DEALERS, DISTRIBUTORS, AGENTS, OR EMPLOYEES, ASSUME THE ENTIRE COST OF ALL NECESSARY SERVICING, REPAIR OR CORRECTION.

However, Men & Mice warrants to you that the disk(s) on which the Software is recorded is free from defects in materials and workmanship under normal use and service for a period of thirty (30) days from the date of delivery as evidenced by a copy of the receipt.

THIS IS THE ONLY WARRANTY OF ANY KIND, EITHER EXPRESS OR IMPLIED, THAT IS MADE BY MEN & MICE ON THIS SOFTWARE PRODUCT. NO ORAL OR WRITTEN INFORMATION OR ADVICE GIVEN BY MEN & MICE, ITS DEALERS, DISTRIBUTORS, AGENTS, OR EMPLOYEES SHALL CREATE A WARRANTY OR IN ANY WAY INCREASE THE SCOPE OF THIS WARRANTY, AND YOU MAY NOT RELY ON SUCH INFORMATION OR ADVICE. THIS WARRANTY GIVES YOU SPECIFIC LEGAL RIGHTS. YOU MAY HAVE OTHER RIGHTS, WHICH VARY FROM STATE TO STATE.

16. Limitation of Liability

IN NO EVENT SHALL MEN & MICE BE LIABLE FOR ANY PUNITIVE OR EXEMPLARY DAMAGES OR COSTS RESULTING FROM PROCUREMENT OF SUBSTITUTE GOODS OR SERVICES OR ANY CONSEQUENTIAL, INCIDENTAL, INDIRECT OR SPECIAL DAMAGES WHATSOEVER (INCLUDING WITHOUT LIMITATION, DAMAGES FOR LOSS OF USE, PROFITS, REVENUE, BUSINESS, INFORMATION OR OTHER PECUNIARY LOSS) ARISING FROM, OR IN ANY WAY RELATED TO THIS LICENSE, OR THE MANUFACTURE, SALE, SERVICE, USE OF OR INABILITY TO USE THE PRODUCTS, EVEN IF MEN & MICE HAS BEEN ADVISED OF THE POSSIBILITY OF SUCH DAMAGES. THIS EXCLUSION SHALL APPLY REGARDLESS OF WHETHER SUCH DAMAGES OR COSTS ARE SOUGHT BASED ON BREACH OF CONTRACT, BREACH OF WARRANTY, NEGLIGENCE, STRICT LIABILITY IN TORT, OR ANY OTHER LEGAL OR EQUITABLE THEORY.

THE LIABILITY OF MEN & MICE, IF ANY, FOR DAMAGE RELATING TO ANY MEN & MICE PRODUCT SHALL BE LIMITED TO THE ACTUAL AMOUNT PAID BY YOU FOR THE MEN & MICE PRODUCT.

17. Indemnification

By accepting these terms you agree to indemnify and hold harmless Men & Mice and its officers, directors, employees, and agents from and against any and all claims, demands, costs and liabilities (including all attorneys' fees) of any kind whatsoever, arising directly or indirectly out of any action or omission by you, including, without limitation, your performance or failure to perform under this License, your breach of this License or your obligations as set forth herein.

18. Third Party acknowledgements and exclusion of warranty

Certain software libraries and other third party software included with The Men & Mice DNS Caching Appliance and The Men & Mice DDI Appliance are third party software licensed under various licenses. Some licenses may be GNU General Public License (GPL), the GNU Lesser General Public License (LGPL), BSD licenses or other open source software licenses. The GPL/LGPL/BSD software and other open source software are distributed in the hope that it will be useful but WITHOUT ANY WARRANTY; without even the implied warranty of MERCHANTABILITY or FITNESS FOR A PARTICULAR PURPOSE. The relevant copyright notices of such software are to be found at <http://www.menandmice.com/resources/appliance/opensource/>.

You may obtain a complete machine-readable copy of the source code for such free software under the terms of GPL, LGPL, BSD or other open source software licenses at <http://www.menandmice.com/resources/appliance/opensource/>. A copy of the GPL, LGPL, BSD or other open source software licenses is included with the Software. Please note that if you modify the source code of the open source software you may be required to publish a brief summary of the changes and in all events you are required to publish the amendments and modifications with a notice stating that you modified the relevant parts.

19. Governing law

This License will be interpreted and construed in accordance with the laws of Iceland without regard to conflicts of law principles. Any controversy or claim arising out of or relating to this License shall be primarily settled amicably. If this is not possible, the controversy or claim shall be finally settled by arbitration in accordance with the Rules of the Commercial Arbitration Court of the Iceland Chamber of Commerce. The place of arbitration shall be Reykjavik, Iceland. The language to be used in the proceedings shall be English. The award shall be final and binding on the parties.

If any provision of this License shall be held to be contrary to law or otherwise unenforceable, that provision will be enforced to the maximum extent possible, and the remaining provisions of this License will remain in full force and effect.

If you are a U.S. Government user then the Software is provided with "RESTRICTED RIGHTS" as set forth in subparagraph (c)(1) and (2) of the Commercial Computer Software-Restricted Rights clause at FAR 52.227-19 or subparagraph (c) (1) (ii) of the Rights in Technical Data and Computer Software clause at DFARS 252.227-7013, as applicable. Manufacturer: Men & Mice Hlidasmari 15, 201 Kopavogur, ICELAND.

This page intentionally left blank.

Contents

- 1. Introduction 3**
 - 1.1 Overview 3
 - 1.2 Software Requirements 3
 - 1.3 Hardware Requirements 3
- 2. Installation 4**
 - 2.1 Setting Up the Virtual Machine 4
 - 2.1.1 Importing the Virtual Appliance..... 4
 - 2.1.2 Network interfaces 5
- 3. Configuration 6**
 - 3.1 Entering Appliance Network Information 6
 - 3.2 Adding the Appliance to the Men & Mice Suite..... 6
- 4. Troubleshooting 6**
 - 4.1 Troubleshooting Website 6

This page intentionally left blank.

1. Introduction

1.1 Overview

The Virtual DNS/DHCP Appliance System is an integrated DNS and DHCP server focusing on performance and reliability.

This document contains information about installation and initial configuration of the Virtual DNS/DHCP Appliance.

1.2 Software Requirements

- VMWare Workstation 6.5 or higher
 - VMWare ESX/ESXi 4 or higher
 - VMWare Fusion 2 or higher
 - VirtualBox 4.2.18 or higher
-

1.3 Hardware Requirements

Minimal requirements

- 4 GB of disk space
- 512 MB RAM.
- 1 Processor Core

Recommended

- 4 GB of disk space
- 1024 MB RAM.
- 4 Processor Cores

2. Installation

2.1 Setting Up the Virtual Machine

2.1.1 Importing the Virtual Appliance

VMWare Fusion/Workstation

1. First, download the OVA file.
2. To setup the Virtual Appliance in VMWare Fusion, either double click the OVA file, or navigate to File and select import.
3. A dialog box appears that will allow you to specify the location of the OVA file. Confirm by clicking the 'Open' button.
4. After specifying the name of the new virtual appliance, clicking 'Import' will finalize the importing of the virtual appliance.
5. The Virtual Appliance is now ready to be started up.

VMWare ESX/ESXi

The Virtual Appliance can be imported through a template on the ESX server. As seen in figure 1, the 'Deploy OVF template' is selected, and in figure 2, the deployment URL is pasted in. The next steps in the importing wizard should be self-explanatory.

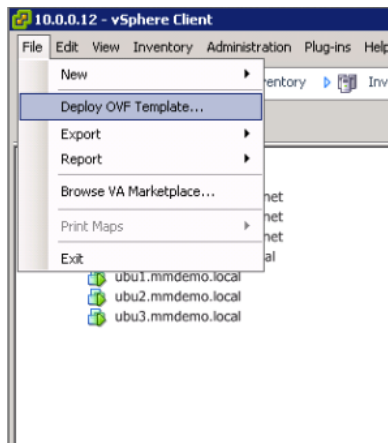


Figure 1: Select 'Deploy OVF template from the File menu.

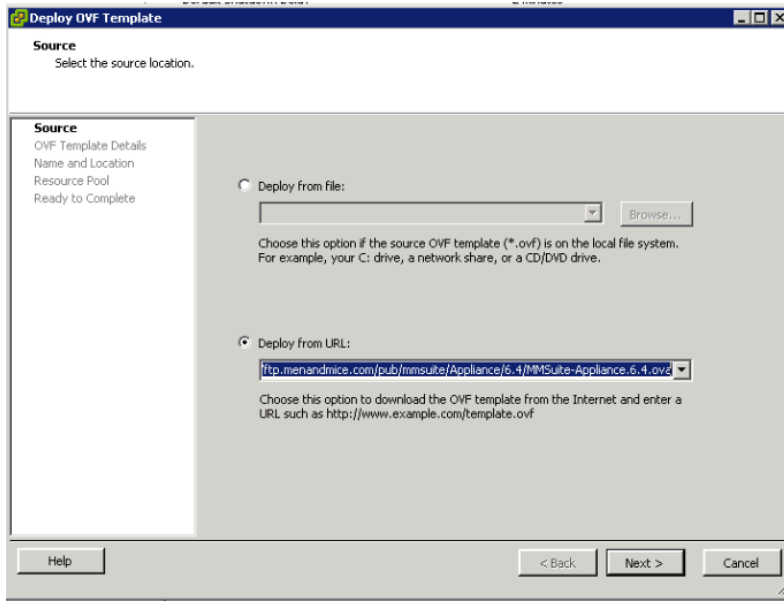


Figure 2: Paste in the deployment URL (<ftp://ftp.menandmice.com/pub/mmsuite/Appliance/6.4/MMSuite-Appliance.6.4.ovf>) as shown and press 'Next'

VirtualBox

1. In the VirtualBox Manager open the File menu and select Import Appliance.
2. Click on the Open appliance button and select the Men & Mice Virtual appliance OVA file and click on the Continue button (see figure 3).
3. The next dialog page shows an overview of the settings. It's recommended to select the option to re-initialize the MAC addresses of the two virtual interfaces eth0 (Management Interface) and eth1 (Service Interface) as shown in figure 4.
4. Finally press the Import button to load the Men & Mice virtual machine into your the VirtualBox environment.

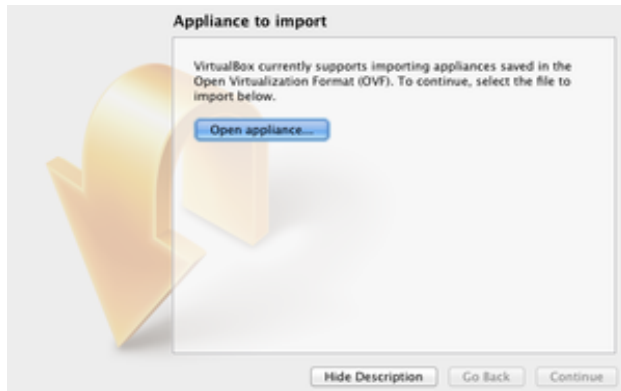


Figure 3

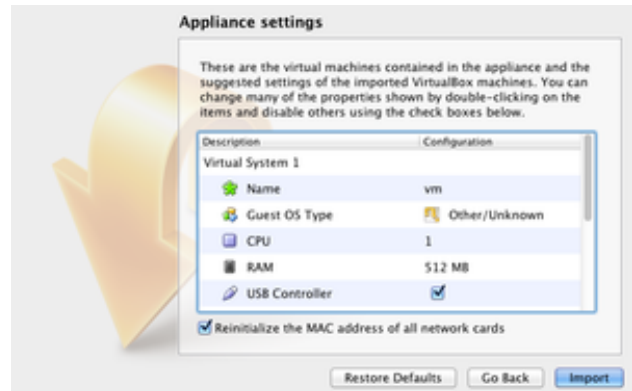


Figure 4

2.1.2 Network interfaces

The Virtual Appliance only contains two virtual ethernet interfaces, eth0 and eth1. The eth0 interface serves as a management interface, while the eth1 interface serves as an external interface.

3. Configuration

3.1 Entering Appliance Network Information

This section contains instructions on how to configure the network on the appliance. That is performed through the console on the virtual host.

Once the network information has been entered, you can add the appliance to the Men & Mice Suite. For further information refer to *Chapter 4: Appliance Management* in the **Men & Mice Suite User's Guide**.

To access the Appliance menu, press the Escape button and then press the Enter button on the keyboard.

Follow these instructions to configure the network settings

1. From the main menu, select **1. Network**.
2. From the menu, select **1.1 IP Address**.
3. Enter the IPv4 address for the Appliance.
4. From the menu, select **1.2 Netmask**.
5. Enter the network mask using a CIDR notation.
6. From the menu, select **1.3 Gateway**.
7. Enter the IP Address of the gateway for the network.

3.2 Adding the Appliance to the Men & Mice Suite

Please refer to chapter 4 (p. 57) in the Men & Mice Suite User Guide [1] for instructions on how to add the appliance to the Men & Mice Suite.

4. Troubleshooting

4.1 Troubleshooting Website

For general troubleshooting of the appliance, please see <http://menandmice.com/appliance/troubleshooting/>.

[1]: ftp://ftp.menandmice.com/pub/mmsuite/Documentation/6.4/Men_and_Mice_Suite_6.4_User_Guide.pdf